

## Features

- 36-inch minimum base cabinet width.
- Single bowl.
- 5-1/4" bowl depth.
- Five oversized faucet holes.
- Oversized holes allow for easy installation of faucets and accessories.
- Bowl slopes 2 degrees toward drain to minimize water pooling.
- Offset drain increases workspace in the sink and storage space underneath.

## Material

- KOHLER® enameled cast iron.

## Installation

- Undermount.

## Recommended Products/Accessories

- K-6237 Left-Bowl Sink Rack
- K-6255 Right-Bowl Sink Rack
- K-8801 Sink Strainer
- K-8799 Sink Strainer
- K-23726 Drain treatment
- K-23725 Cast iron cleaner

## Optional Products/Accessories

- K-11352 Disposal Flange with Stopper
- K-9000 P-Trap
- 1411886 Undermount kit 23 in.



ADA

## Codes/Standards















ASME A112.19.1/CSA B45.2  
ADA  
ICC/ANSI A117.1

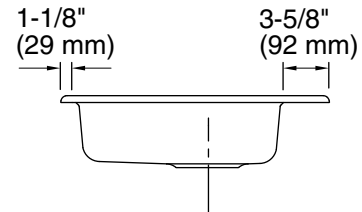
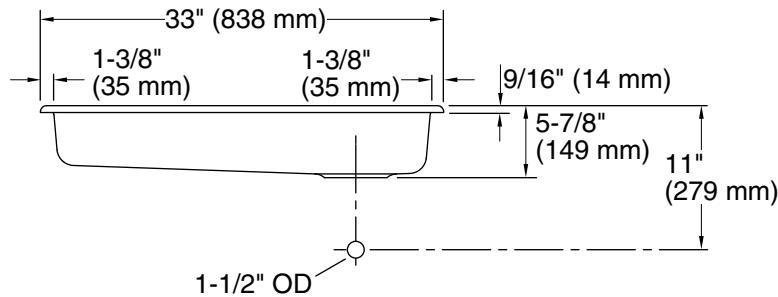
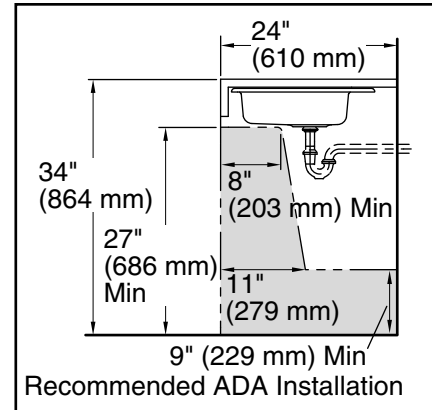
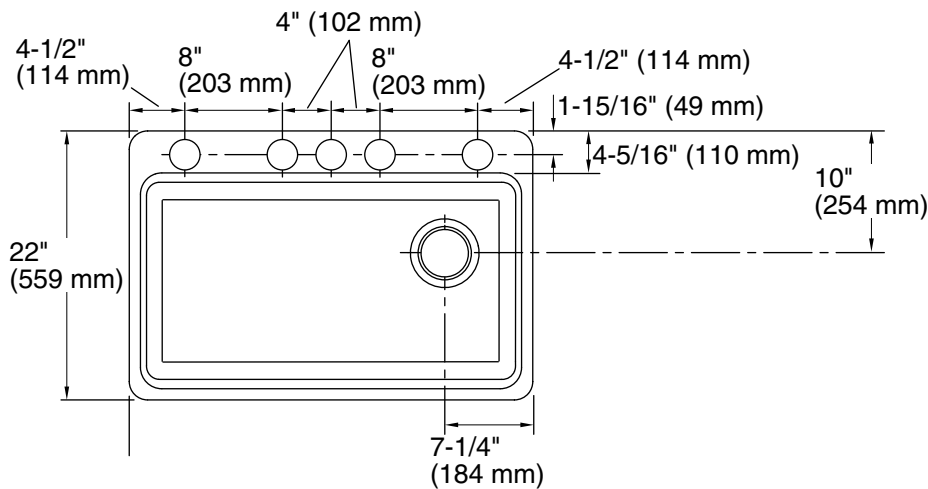
## KOHLER® Enameled Cast Iron Kitchen Sink Lifetime Limited Warranty

See website for detailed warranty information.

## Available Colors/Finishes

*Color tiles intended for reference only.*

Color	Code	Description
	0	White
	FF	Sea Salt™
	96	Biscuit
	47	Almond
	FD	Cane Sugar™
	NY	Dune
	95	Ice™ Grey
	G9	Sandbar
	K4	Cashmere
	FT	Basalt
	58	Thunder™ Grey
	KA	Black 'n Tan
	FP	Caviar
	7	Black Black™



### Technical Information

All product dimensions are nominal.

Bowl configuration: Single

Installation: Undermount

Min. base cabinet width: 36" (914 mm)

Bowl area (Only):  
 Length: 30-1/4" (769 mm)  
 Width: 17-1/4" (438 mm)  
 Bowl depth: 5-1/4" (133 mm)  
 Water depth: 5-1/4" (133 mm)

Number of deck holes: 5

Drain hole: 3-7/8" (98 mm)

Template: 1166727-7, required, included

### Notes

Install this product according to the installation instructions.

**NOTICE:** The countertop manufacturer or cutter must use the cut-out template provided with the product, or a current one provided by Kohler Co. (call 1-800-4KOHLER). Kohler Co. is not responsible for cut-out errors when the incorrect cut-out template is used.

ADA compliant when installed to the specific requirements of these regulations.