

Features

- Two deco lever handles allow for both volume and temperature control.
- Includes pop-up drain with 1-1/4" tailpiece.
- 1.2 gpm (4.5 l/min) maximum flow rate at 60 psi (4.14 bar).
- 5" (127 mm) spout reach.
- KOHLER ceramic disc valves exceed industry longevity standards for a lifetime of durable performance.
- Handles pre-assembled on KOHLER Ultraglide™ Ceramic Disc Valves to simplify installation.
- Coordinates with Memoirs Stately faucets, accessories, and showering components to complete your bathroom.

Material

- Premium metal construction for durability and reliability.
- KOHLER finishes resist corrosion and tarnishing.

Installation

- For 8" (203 mm) or 16" (406 mm) centers.
- Widespread.

Recommended Products/Accessories

K-23726 Drain treatment
K-23723 Faucet cleaner

Optional Products/Accessories

1160593 .35 gpm Aerator, Small



ADA

CSA B651

OBC

Codes/Standards






ASME A112.18.1/CSA B125.1
NSF/ANSI 61
NSF/ANSI 372
All applicable US Federal and State material regulations
DOE - Energy Policy Act 1992
EPA WaterSense®
California Energy Commission (CEC)
ADA
ICC/ANSI A117.1
CSA B651
OBC

KOHLER® Faucet Lifetime Limited Warranty

See website for detailed warranty information.

Available Colors/Finishes

Color tiles intended for reference only.

Color	Code	Description
	CP	Polished Chrome
	AF	Vibrant® French Gold
	PB	Vibrant® Polished Brass
	G	Brushed Chrome
	RN	Vibrant® Hammered Nickel
	BN	Vibrant® Brushed Nickel

Memoirs® Stately
Widespread Bathroom Sink Faucet
K-454-4V



Faucet:

Pressure: 60 psi (4.1 bar)

Drain tailpiece	Yes
-----------------	-----

Spout:

Notes

Install this product according to the installation guide.

ADA, OBC, CSA B651 compliant when installed to the specific requirements of these regulations.